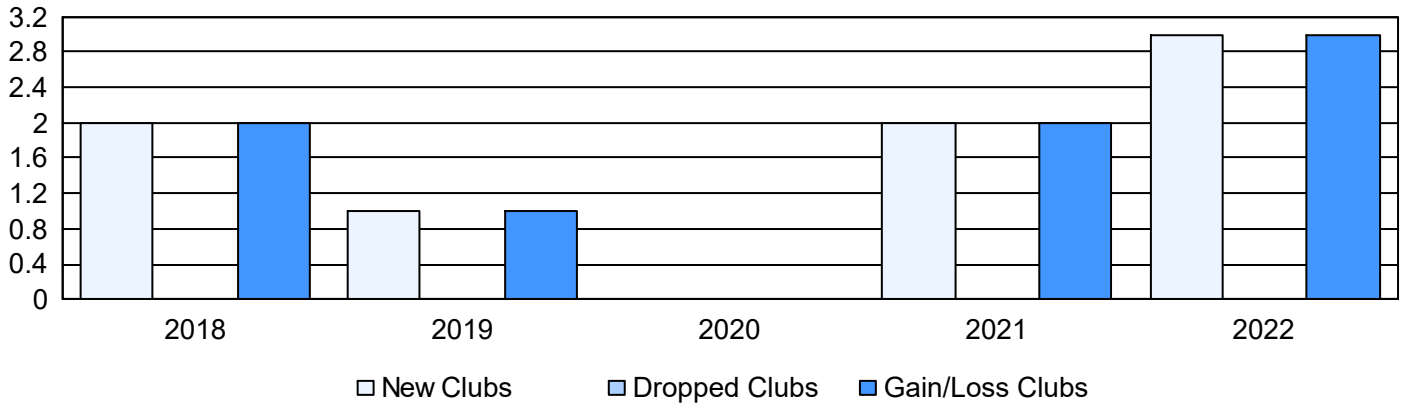
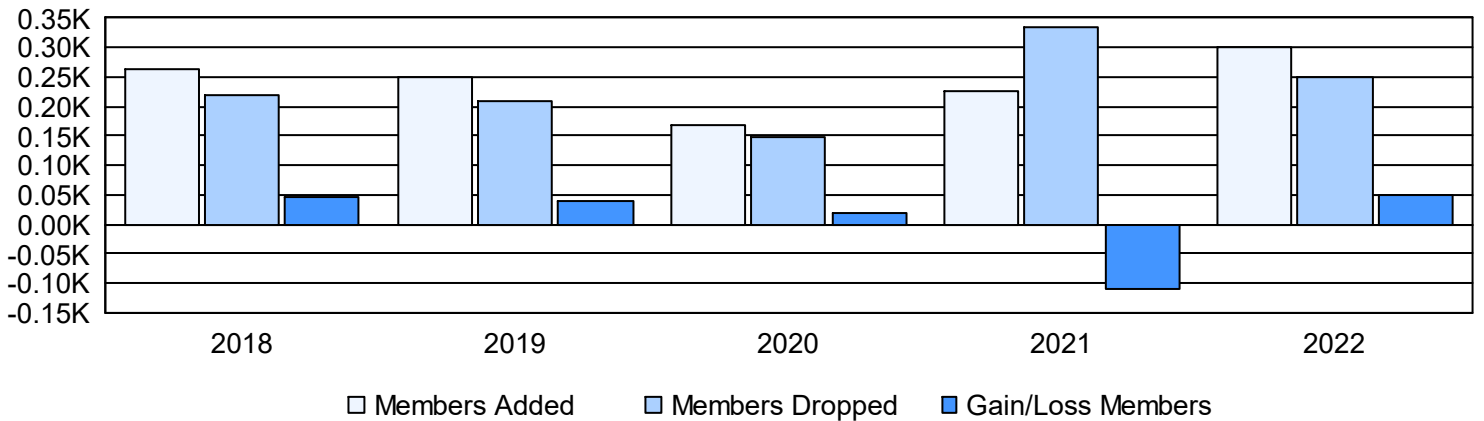


Year	New Clubs	Dropped Clubs	Gain/ Loss Clubs	New Members	Charter Members	Reinstate Members	Transfer Members	Total Member Added	Total Members Dropped	Gain/ Loss Members
2017-2018	2	0	2	188	60	12	5	265	219	46
2018-2019	1	0	1	202	32	3	13	250	210	40
2019-2020	0	0	0	146	3	7	11	167	149	18
2020-2021	2	0	2	142	63	5	16	226	335	-109
2021-2022	3	0	3	195	88	2	14	299	249	50
Average	2	0	2	175	49	6	12	241	232	9

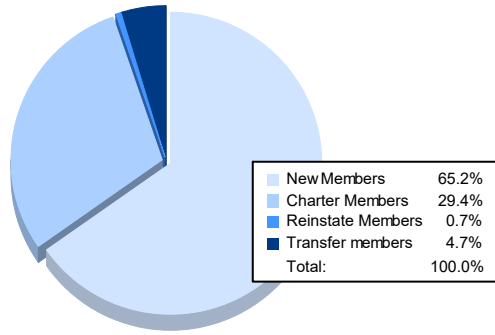
Clubs



Members



Membership Composition June 2022 Cumulative



Gender Composition June 2022 Cumulative

